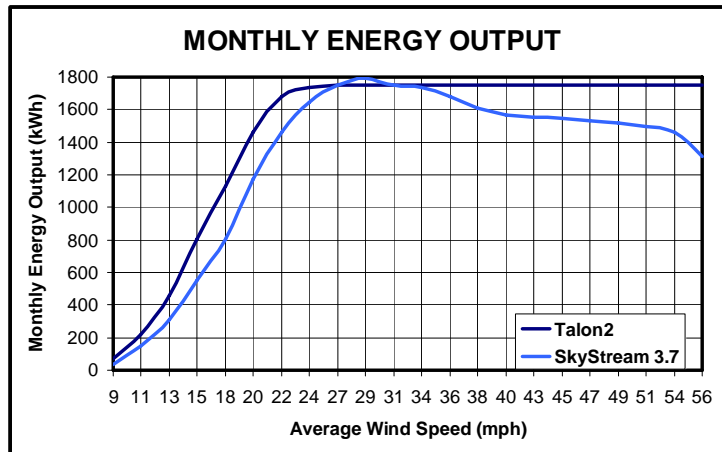
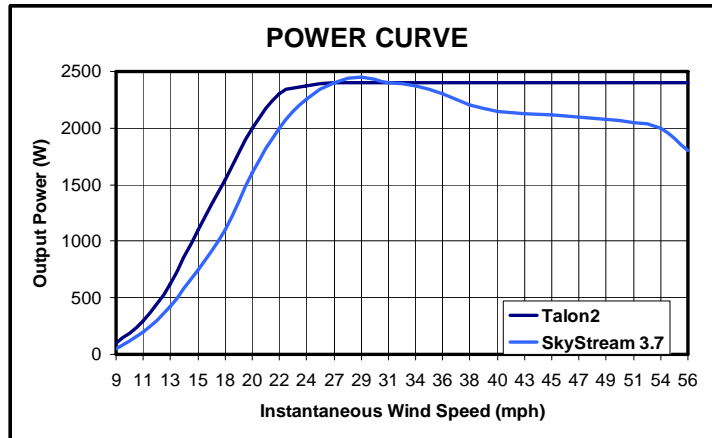
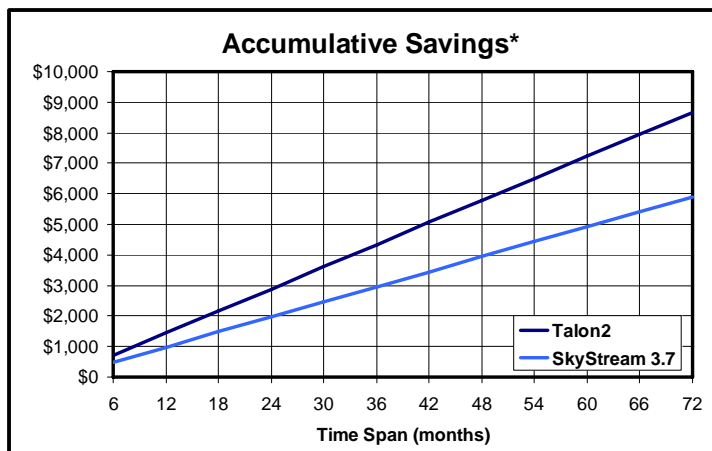


Talon2 vs. SWWP SkyStream 3.7

Due to the Variable Pitch Technology featured in the Talon2, there is not the typical output efficiency tapering as wind speeds increase. The Talon2 is able to reliably maintain its peak operating output even when other systems decline.



During the first six year period of wind turbine ownership, here is the cost savings comparison. As you can tell from these graphs, the Talon2 is a much wiser investment, taking half the time to pay for itself and essentially doubling your return on investment.



*Actual cost savings may vary depending on local utility rates and average wind speed. The above graph was created using the following assumptions: Utility rates of \$0.15/kWh and an average annual wind speed of 15mph.